




4039 Calle Platino, Ste. G Oceanside, CA 92056 Ph: (760) 643-1756 Fx: (760) 643-1757



CAR WASH



PRO-FLEX HD



DUST COLLECTION



AGUA-FLEX



PREMIER



TUFF-FLEX



PRO-FLEX TM



HOSE ACCESSORIES

AGUA-FLEX



Agua-Flex is our most popular pool hose. Light weight, crush proof flexible, economical, and it has UV protection and an airtight interlocking design.

Agua-Flex is a very desirable hose for most pool owners. Its quality is superior to the blow molded, but at a reduced price.

All Agua-Flex hoses come with one leak-proof EVA cuff and one Swivel cuff.

Standard Colors: Blue on Black

AGUA-FLEX



Part Number	Description
1AG125SWE-15-BL	AGUA FLEX 1 ¼" x 15' W/ SWIVEL & EVA CUFFS - BLUE
1AG125SWE-25-BL	AGUA FLEX 1 ¼" x 25' W/ SWIVEL & EVA CUFFS - BLUE
1AG125SWE-30-BL	AGUA-FLEX 1 ¼" x 30' W/ SWIVEL & EVA CUFFS - BLUE
1AG125SWE-35-WT	AGUA-FLEX 1 ¼" x 35' W/ SWIVEL & EVA CUFFS - BLUE
1AG125SWE-40-BL	AGUA FLEX 1 ¼" x 40' W/ SWIVEL & EVA CUFFS - BLUE
1AG125SWE-50-BL	AGUA FLEX 1 ¼" x 50' W/ SWIVEL & EVA CUFFS - BLUE
1AG150SWE-10-BL	AGUA-FLEX 1 ½" x 10' W/ SWIVEL & EVA CUFFS - BLUE
1AG150SWE-15-BL	AGUA-FLEX 1 ½" x 15' W/ SWIVEL & EVA CUFFS - BLUE
1AG150SWE-20-BL	AGUA-FLEX 1 ½" x 20' W/ SWIVEL & EVA CUFFS - BLUE
1AG150SWE-25-BL	AGUA FLEX 1 ½" x 25' W/ SWIVEL & EVA CUFFS - BLUE
1AG150SWE-30-BL	AGUA-FLEX 1 ½" x 30' W/ SWIVEL & EVA CUFFS - BLUE
1AG150SWE-35-WT	AGUA-FLEX 1 ½" x 35' W/ SWIVEL & EVA CUFFS - BLUE
1AG150SWE-40-BL	AGUA FLEX 1 ½" x 40' W/ SWIVEL & EVA CUFFS - BLUE
1AG150SWE-45-BL	AGUA FLEX 1 ½" x 45' W/ SWIVEL & EVA CUFFS - BLUE
1AG150SWE-50-BL	AGUA FLEX 1 ½" x 50' W/ SWIVEL & EVA CUFFS - BLUE

Master-Flex



Master-Flex is a premium swimming pool vacuum hose for the professional pool cleaners, with added UV protection and greater crush resistance (90% recovery). This hose has a smooth bore to reduce flow resistance improving efficiency. The tough outer-body has a great resistance to friction and the flexibility allows for easy handling, getting more done with less effort.

All 1 ½" hoses have one leak-proof poly-welded cuff and one swivel cuff to reduce tangling.

2" hoses have poly-welded cuffs on both ends.

Master-Flex



Part Number	Description
1MF150SWE-15-TL	MASTER FLEX 1 ½" x 15' W/ SWIVEL & EVA CUFFS - TEAL/GRAY
1MF150SWE-20-TL	MASTER FLEX 1 ½" x 20' W/ SWIVEL & EVA CUFFS - TEAL/GRAY
1MF150SWE-25-TL	MASTER FLEX 1 ½" x 25' W/ SWIVEL & EVA CUFFS - TEAL/GRAY
1MF150SWE-30-TL	MASTER FLEX 1 ½" x 30' W/ SWIVEL & EVA CUFFS - TEAL/GRAY
1MF150SWE-35-TL	MASTER FLEX 1 ½" x 35' W/ SWIVEL & EVA CUFFS - TEAL/GRAY
1MF150SWE-40-TL	MASTER FLEX 1 ½" x 40' W/ SWIVEL & EVA CUFFS - TEAL/GRAY
1MF150SWE-45-TL	MASTER FLEX 1 ½" x 45' W/ SWIVEL & EVA CUFFS - TEAL/GRAY
1MF150SWE-50-TL	MASTER FLEX 1 ½" x 50' W/ SWIVEL & EVA CUFFS - TEAL/GRAY
1MF150SWE-75-TL	MASTER FLEX 1 ½" x 75' W/ SWIVEL & EVA CUFFS - TEAL/GRAY
1MF150SWE-100-TL	MASTER FLEX 1 ½" x 100' W/ SWIVEL & EVA CUFFS - TEAL/GRAY
1MF200SWE-50-TL	MASTER FLEX 2" x 50' W/ SWIVEL & EVA CUFFS - TEAL/GRAY
1MF200SWE-75-TL	MASTER FLEX 2" x 75' W/ SWIVEL & EVA CUFFS - TEAL/GRAY
1MF200SWE-100-TL	MASTER FLEX 2" x 100' W/ SWIVEL & EVA CUFFS - TEAL/GRAY



APC Automatic Pool Cleaner Hose

The APC Hose is helically wound for strength and flexibility. All hoses are leak tested under pressure before leaving the factory. Ultra-violet protection is added for long life.

The Automatic Pool Cleaner Hose comes in standard length of 4 feet with an inside diameter of 1 ½". It has male and female poly-welded cuffs, one on each end. These cuffs are universal and will fit most popular automatic pool cleaners.

APC Hoses are UV protected for extended life.

Standard colors available are:


- Aqua
- Gray
- Frost Gray
- Silver
- White

Non-Standard lengths and colors available upon special request.

Available in 8 hose kits, 20 packs or bulk.

Amflex APC hoses are flexible, durable and attractive.

APC Automatic Pool Cleaner



Part Number	Description
1APC3X20-R-WT	AUTOMATIC POOL CLEANER 1 ½" x 3' W/ MALE-FEMALE CUFFS - WHITE
1APC4X20-R-AQ	AUTOMATIC POOL CLEANER 1 ½" x 4' W/ MALE-FEMALE CUFFS -AQUA
1APC4X20-R-CR	AUTOMATIC POOL CLEANER 1 ½" x 4' W/ MALE-FEMALE CUFFS -CLEAR
1APC4X20-R-GY	AUTOMATIC POOL CLEANER 1 ½" x 4' W/ MALE-FEMALE CUFFS - GRAY
1APC4X20-R-SR	AUTOMATIC POOL CLEANER 1 ½" x 4' W/ MALE-FEMALE CUFFS -SILVER
1APC4X20-R-WT	AUTOMATIC POOL CLEANER 1 ½" x 4' W/ MALE-FEMALE CUFFS - WHITE
1APC5X20-R-WT	AUTOMATIC POOL CLEANER 1 ½" x 5' W/ MALE-FEMALE CUFFS - WHITE
1APC4X20-L-WT	AUTOMATIC POOL CLEANER 1 ½" x 4' LEADER FEMALE-FEMALE-WHITE

APC TAPERED LEADER HOSE



This special design lead hose tapers from 1½" down to 1¼" Inside Diameter.

Because the smaller diameter (more flexible and less weight) is connected to the cleaner it allows the unit to perform with greater maneuverability than conventional leader hoses.

The Leader Hose also provides all geared cleaners with an increase power suction resulting from the tapered effect changing the flow from high volume to high pressure at the gears.

Available in White and Frost Gray.

Part Number	Description
1APC4X20-L-WT	AUTOMATIC POOL CLEANER 1 1/2" X 4' LEADER FEMALE-FEMALE-WHITE

Filter Hose

Color: Black on Silver



The Filter to pump connector hoses are air pressure tested to greatly reduce the chance of leaks.

Hoses are co-polymer spiral wound. For greater strength and durability, UV and other processing aids are added.

Part Number	Description
1FH125E-3-BK	FILTER HOSE 1 ¼" x 3' W/ EVA CUFFS - BLACK/SILVER
1FH125E-4-BK	FILTER HOSE 1 ¼" x 4' W/ EVA CUFFS - BLACK/SILVER
1FH125E-6-BK	FILTER HOSE 1 ¼" x 6' W/ EVA CUFFS - BLACK/SILVER
1FH125E-8-BK	FILTER HOSE 1 ¼" x 8' W/ EVA CUFFS - BLACK/SILVER
1FH125E-12-BK	FILTER HOSE 1 ¼" x 12' W/ EVA CUFFS - BLACK/SILVER
1FH150E-3-BK	FILTER HOSE 1 ½" x 3' W/ EVA CUFFS - BLACK/SILVER
1FH150E-4-BK	FILTER HOSE 1 ½" x 4' W/ EVA CUFFS - BLACK/SILVER
1FH150E-6-BK	FILTER HOSE 1 ½" x 6' W/ EVA CUFFS - BLACK/SILVER
1FH150E-8-BK	FILTER HOSE 1 ½" x 8' W/ EVA CUFFS - BLACK/SILVER
1FH150E-12-BK	FILTER HOSE 1 ½" x 12' W/ EVA CUFFS - BLACK/SILVER

PRO-FLEX


Commercial Vacuum Hose




Pro-Flex Truck Mount Commercial Hose is the most desirable in the industry. The combination of co-polymer materials and two-part helically wound construction make this hose superior to others in the market.

Pro-Flex™ has all the characteristics users look for in a vacuum hose plus many added features such as: Ultraviolet protection, crush resistance, smooth bore, a wide range of stock and custom colors, and leak proof cuffs. Vinyl screw-on and vinyl swivel cuffs are also available.





Part Number	Description
2PF125E-50-BL	PRO-FLEX TM 1 ¼" x 50' W/ EVA CUFFS - BLUE
2PF125E-50-GY	PRO-FLEX TM 1 ¼" x 50' W/ EVA CUFFS - GRAY
2PF125X-50-BK	PRO-FLEX TM 1 ¼" x 50' PLAIN CUT - BLACK
2PF125X-50-BL	PRO-FLEX TM 1 ¼" x 50' PLAIN CUT - BLUE
2PF125X-50-GY	PRO-FLEX TM 1 ¼" x 50' PLAIN CUT - GRAY
2PF150E-50-BK	PRO-FLEX TM 1 ½" x 50' W/ EVA CUFFS - BLACK
2PF150E-50-BL	PRO-FLEX TM 1 ½" x 50' W/ EVA CUFFS - BLUE
2PF150E-50-GY	PRO-FLEX TM 1 ½" x 50' W/ EVA CUFFS - GRAY
2PF150E-50-OG	PRO-FLEX TM 1 ½" x 50' W/ EVA CUFFS - ORANGE
2PF150X-50-BK	PRO-FLEX TM 1 ½" x 50' PLAIN CUT - BLACK
2PF150X-50-BL	PRO-FLEX TM 1 ½" x 50' PLAIN CUT - BLUE
2PF150X-50-OG	PRO-FLEX TM 1 ½" x 50' PLAIN CUT - ORANGE
2PF150X-50-GY	PRO-FLEX TM 1 ½" x 50' PLAIN CUT - GRAY
2PF150XAS-50-GY	PRO-FLEX TM 1 ½" x 50' ANTI-STATIC PLAIN CUT - GRAY
2PF200E-50-BK	PRO-FLEX TM 2" x 50' W/ EVA CUFFS - BLACK
2PF200E-50-BL	PRO-FLEX TM 2" X 50 ' W/ EVA CUFFS - BLUE
2PF200E-50-GY	PRO-FLEX TM 2" x 50' W/ EVA CUFFS - GRAY
2PF200E-50-OG	PRO-FLEX TM 2" x 50' W/ EVA CUFFS - ORANGE
2PF200E-50-BL	PRO-FLEX TM 2" X 50 ' W/ EVA CUFFS - BLUE
2PF200V-50-BK	PRO-FLEX TM 2" X 50' W /VINYL CUFFS -BLACK
2PF200V-50-BL	PRO-FLEX TM 2" X 50' W/ VINYL CUFFS -BLUE



Pro-Flex 2" - 4" Inside Diameter

Part Number	Description
2PF200E-50-BK	PRO-FLEX TM 2" x 50' W/ EVA CUFFS - BLACK
2PF200E-50-BL	PRO-FLEX TM 2" X 50 ' W/ EVA CUFFS - BLUE
2PF200E-50-GY	PRO-FLEX TM 2" x 50' W/ EVA CUFFS - GRAY
2PF200E-50-OG	PRO-FLEX TM 2" x 50' W/ EVA CUFFS - ORANGE
2PF200E-50-BL	PRO-FLEX TM 2" X 50 ' W/ EVA CUFFS - BLUE
2PF200V-50-BK	PRO-FLEX TM 2" X 50' W /VINYL CUFFS -BLACK
2PF200V-50-BL	PRO-FLEX TM 2" X 50' W/ VINYL CUFFS -BLUE
2PF200V-50-GY	PRO-FLEX TM 2" X 50' W/ VINYL CUFFS -GRAY
2PF200V-50-OG	PRO-FLEX TM 2" X 50' W/ VINYL CUFFS -ORANGE
2PF200X-50-BK	PRO-FLEX TM 2" X 50' PLAIN CUT - BLACK
2PF200X-50-BL	PRO-FLEX TM 2" X 50' PLAIN CUT - BLUE
2PF200X-50-GY	PRO-FLEX TM 2" X 50' PLAIN CUT - GRAY
2PF250X-50-BK	PRO-FLEX TM 2 ½" x 50' PLAIN CUT - BLACK
2PF250X-50-GY	PRO-FLEX TM 2 ½" x 50' PLAIN CUT - GRAY
2PF250X-50-OG	PRO-FLEX TM 2 ½" x 50' PLAIN CUT - ORANGE
2PF300X-50-BK	PRO-FLEX TM 3" x 50' PLAIN CUT - BLACK
2PF300X-50-GY	PRO-FLEX TM 3" X 50' PLAIN CUT - GRAY
2PF300X-50-BL	PRO-FLEX TM 3" X 50' PLAIN CUT - BLUE
2PF400X-50-BK	PRO-FLEX TM 4" X 50' PLAIN CUT - BLACK
2PF400X-50-GY	PRO-FLEX TM 4" X 50' PLAIN CUT - GRAY

PE Dust Collection Hose



PE Dust Collection Hose is manufactured from a co-polymer blend. It may be enhanced with static dissipation properties for use in hazardous environments. Static dissipation also reduces clogging when used in woodworking dust collection systems.

The high degree of flexibility makes this hose very versatile as it can be routed in virtually any direction without collapsing. PE Hose is also useful for fume and smoke extraction.

This light weight and economical hose is very popular in the dust collection market.

It is available with plain-cut ends.



Part Number	Description
4PE150X-20-CR	PE 1 ½" x 20' PLAIN CUT - CLEAR
4PE150X-50-CR	PE 1 ½" x 50' PLAIN CUT - CLEAR
4PE200X-50-BK	PE 2" x 50' PLAIN CUT - BLACK
4PE250X-50-BK	PE 2 ½" x 50' PLAIN CUT - BLACK


CARWASH VACUUM HOSE



The Carwash Vacuum Hose is equal to or better than any hose in the industry. The combination of co-polymer materials and two-profile, helically wound construction make this hose superior to most others in the market.

This hose has all the characteristics required by users plus many added features including:

- Ultraviolet Protection
- Flexibility
- Crush resistance
- Smooth bore
- Wide range of stock colors




CARWASH VACUUM HOSE



Part Number	Description
3CW150X-50-BL	CAR WASH 1 1/2" x 50' PLAIN CUT - BLUE
3CW150X-50-GY	CAR WASH 1 1/2" x 50' PLAIN CUT - GRAY
3CW150X-50-RD	CAR WASH 1 1/2" x 50' PLAIN CUT - RED
3CW150X-50-BK	CAR WASH 1 1/2" x 50' PLAIN CUT - BLACK
3CW150X-50-TL	CAR WASH 1 1/2" x 50' PLAIN CUT - TEAL
3CW150X-50-YW	CAR WASH 1 1/2" x 50' PLAIN CUT - YELLOW
3CW150X-60-BL	CAR WASH 1 1/2" x 60' PLAIN CUT - BLUE
3CW150X-60-GY	CAR WASH 1 1/2" x 60' PLAIN CUT - GRAY
3CW150X-60-OG	CAR WASH 1 1/2" x 60' PLAIN CUT - ORANGE
3CW150X-60-TL	CAR WASH 1 1/2" x 60' PLAIN CUT - TEAL
3CW200X-50-BK	CAR WASH 2" x 50' PLAIN CUT - BLACK
3CW200X-50-BL	CAR WASH 2" x 50' PLAIN CUT - BLUE
3CW200X-50-DGY	CAR WASH 2" x 50' PLAIN CUT - DARK GRAY
3CW200X-50-GY	CAR WASH 2" x 50' PLAIN CUT - GRAY
3CW200X-50-RD	CAR WASH 2" x 50' PLAIN CUT - RED
3CW200X-50-TL	CAR WASH 2" x 50' PLAIN CUT - TEAL
3CW200X-50-YW	CAR WASH 2" x 50' PLAIN CUT - YELLOW

COBRA CONNECTOR



TAPERED CONNECTOR

Cobra-Connector will increase your vacuum power by the acceleration of the airflow through a 3' Tapered Flexible Connector. It will minimize the air turbulence and increase airflow velocity, as the connector diameter changes from a 2" to an 1 1/2" inside diameter.

Cobra-Connector offers other Features:

- 3' High Quality Spiral-wound smoothbore hose
- 2" Swivel Cuff to prevent tangling on one end
- 1 1/2" Threaded Connector on the other end
- Clog-free attribute

The Cobra-Connector's special features make it durable, easy to handle and give this Connector the characteristics of a desirable work-partner.

PART #	DESCRIPTION
3CBC920SWVC-3-GY	2" to 1 1/2" x 3' Cobra Connector hose with 2" Swivel & 1 1/2" Vinyl Double Threaded Connector - Gray



COBRA-VAC



The Cobra-Vac Hose has the same great features as the Cobra-Connector with the added value of a full-length of 15' of hose.

The Cobra-Vac also comes in a variety of colors to match your system.



Stock Colors include:

- o Blue
- o Black
- o Gray
- o Yellow

**** NOTE ****

Option of Plain Cut, Swivel Cuffs, or Regular Vinyl Cuffs

PART #	DESCRIPTION
3CB920XX-15-BL	Cobra Tapered Vac Hose 2 to 1 ½" X 15' - Blue
3CB920XX-15-BK	Cobra Tapered Vac Hose 2 to 1 ½" X 15' - Black
3CB920XX-15-GY	Cobra Tapered Vac Hose 2 to 1 ½" X 15' - Gray
3CB920XX-15-YW	Cobra Tapered Vac Hose 2 to 1 ½" X 15' - Yellow

Premier Vacuum Hose

Note:

Custom lengths, colors and diameters are available with minimum order.

End cuffs available on all sizes.



The Premier line is the ultimate single profile construction, designed for the Original Equipment Manufacturers in the medical industry or any industry where close tolerances and flexibility are demanded.

PREMIER is our most popular commercial and household vacuum hose. The co-polymer, helically wound, single profile construction gives this hose the flexibility and smooth bore of our truck mount hose with a lower weight.

This hose has highly desirable characteristics including ultraviolet protection, high degree of flexibility, greatly reduced flow restriction, good chemical abrasion and crush resistance, and an air tight interlocking design.

Part Number	Description
5PR050X-50-01	PREMIER ½" x 50' PLAIN CUT - BLACK 01
5PR050X-50-04	PREMIER ½" x 50' PLAIN CUT -GRAY 04
5PR050X-50-54	PREMIER ½" x 50' PLAIN CUT -STERLING 54
5PR050X-50-92	PREMIER ½" x 50 PLAIN CUT - SURF 6
5PR050X-50-S4	PREMIER ½" x 50' PLAIN CUT -SURF 4
5PR0625X-50-04	PREMIER 5/8" x 50' PLAIN CUT -GRAY 04
5PR0625X-50-54	PREMIER 5/8" x 50' PLAIN CUT - STERLING 54
5PR0625X-50-S4	PREMIER 5/8" x 50' PLAIN CUT - SURF 4
5PR0625X50-S6	PREMIER 5/8" x 50 PLAIN CUT - SURF 6
5PR075X-50-04	PREMIER ¾" x 50' PLAIN CUT - GRAY 04
5PR075X-50-54	PREMIER ¾" x 50' PLAIN CUT - STERLING 54
5PR075X-50-92	PREMIER ¾" x 50' PLAIN CUT - SURF 6
5PR075X-50-S4	PREMIER ¾" x 50' PLAIN CUT - SURF 4
5PR100X-50-04	PREMIER 1" x 50' PLAIN CUT - GRAY 04
5PR100X-50-54	PREMIER 1" x 50' PLAIN CUT - STERLING 54
5PR100X-50-BK	PREMIER 1" x 50' PLAIN CUT - BLACK
5PR100X-50-GY	PREMIER 1" x 50' PLAIN CUT - GRAY
5PR100X-50-S4	PREMIER 1" x 50' PLAIN CUT - SURF 4

Part Number	Description
5PR125X-50-04	PREMIER 1 ¼" x 50' PLAIN CUT - GRAY 04
5PR125X-50-54	PREMIER 1 ¼" x 50' PLAIN CUT - STERLING 54
5PR125X-50-92	PREMIER 1 ¼" x 50' PLAIN CUT - SURF 6
5PR125X-50-GY	PREMIER 1 ¼" x 50' PLAIN CUT - GRAY
5PR150X-50-04	PREMIER 1 ½" x 50' PLAIN CUT - GRAY 04
5PR150X-50-54	PREMIER 1 ½" x 50' PLAIN CUT - STERLING 54
5PR150X-50-92	PREMIER 1 ½" x 50' PLAIN CUT - SURF 6
5PR150X-50-GY	PREMIER 1 ½" x 50' PLAIN CUT - GRAY
5PR175X-50-04	PREMIER 1 ¾" x 50' PLAIN CUT - GRAY 04
5PR175X-50-54	PREMIER 1 ¾" x 50' PLAIN CUT - STERLING 54
5PR200X50-04	PREMIER 2" x 50 PLAIN CUT - GRAY 04
5PR200X-50-54	PREMIER 2" x 50 PLAIN CUT - STERLING 54
5PR200X-50-S4	PREMIER 2" x 50 PLAIN CUT - SURF 4
5PR200X-50-S6	PREMIER 2" x 50 PLAIN CUT - SURF 6



Tuff-Flex Vacuum Hose



Tuff-Flex is a light weight hose used as a low cost alternative to our premium hose for utility applications. The combination of co-polymer materials and helically wound construction make this hose ideal for most low pressure applications. It may be used for wet or dry material.

This hose has all the characteristics required by users plus many added features including:

- Ultraviolet Protection
- High degree of flexibility
- Good chemical resistance
- Crush resistance

Tuff-Flex Vacuum Hose

Part Number	Description
5TF0625X-28-BK	TUFF-FLEX 5/8" x 28' PLAIN CUT - BLACK
5TF0625X-28-GY	TUFF-FLEX 5/8" x 28' PLAIN CUT - GRAY
5TF100AS-50-BK	TUFF-FLEX 1" x 50' ANTI-STATIC PLAIN CUT - BLACK
5TF100X-50-GY	TUFF-FLEX 1" x 50' PLAIN CUT - GRAY
5TF125X-50-BK	TUFF-FLEX 1 1/4" x 50' PLAIN CUT - BLACK
5TF125X-50-S4	TUFF-FLEX 1 1/4" x 50' PLAIN CUT- SURF 4
5TF150X-50-GY	TUFF-FLEX 1 1/2" x 50' PLAIN CUT - GRAY
5TF150X-50-RD	TUFF-FLEX 1 1/2" x 50' PLAIN CUT - RED
5TF150X-50-S4	TUFF-FLEX 1 1/2" x 50' PLAIN CUT - SURF 4
5TF175X-25-S4	TUFF-FLEX 1 3/4" x 25" PLAIN CUT - SURF 4
5TF175X-4-S4	TUFF-FLEX 1 3/4" x 4' PLAIN CUT - SURF 4
5TF175X-50-S4	TUFF-FLEX 1 3/4" x 50' PLAIN CUT - SURF 4

Tuff-Flex Heavy Duty

Part Number	Description
5HD125X-60-GY	TUFF-FLEX HD 1 1/4" x 60 PLAIN CUT - GRAY
5HD125X-7.67-BK	TUFF-FLEX HD 1 1/4" x 7.67 PLAIN CUT - BLACK
5HD125X-9.67-BK	TUFF-FLEX HD 1 1/4" x 9.67 PLAIN CUT - BLACK
5HD150X-32.67-BK	TUFF-FLEX HD 1 1/2" x 32.67 PLAIN CUT - BLACK
5HD150X-49.67-BK	TUFF-FLEX HD 1 1/2" x 49.67 PLAIN CUT - BLACK
5HD150X-50-BK	TUFF-FLEX HD 1 1/2" x 50 PLAIN CUT - BLACK





Eclipse Suction and Sewer Hose

The Eclipse Suction and Sewer hose is helically wound and features I-Beam construction for increased crush resistance. It is suitable for most demanding applications including material handling, waste transfer, liquid waste suction, etc.

Bend Radius:

1 ½" Inside Diameter: 1.5"

2" Inside Diameter: 3.0"

3.0" Inside Diameter: 6.0"

4.0" Inside Diameter: 8.0"



Eclipse has a smooth bore which allows a higher flow rate, reduces clogging and helps to maximize pumping operations.

Eclipse is manufactured from a blend of co-polymers selected to enhance durability, resilience and resistance to damage from the elements.

End cuffs are poly-welded to both ends to eliminate leakage.




Part Number	Description
6ES150E-20-WT	ECLIPSE 1 ½" x 20' W/ EVA CUFFS WHITE
6ES150E-20-YW	ECLIPSE 1 ½" x 20' W/ EVA CUFFS - YELLOW
6ES150E-25-WT	ECLIPSE 1 ½" x 25' W/ EVA CUFFS - WHITE
6ES150E-25-YW	ECLIPSE 1 ½" x 25' W/ EVA CUFFS - YELLOW
6ES150E-30-WT	ECLIPSE 1 ½" x 30' W/ EVA CUFFS - WHITE
6ES150E-30-YW	ECLIPSE 1 ½" x 30' W/ EVA CUFFS - YELLOW
6ES150E-50-WT	ECLIPSE 1 ½" x 50' W/ EVA CUFFS - WHITE
6ES150E-50-YW	ECLIPSE 1 ½" x 50' W/ EVA CUFFS - YELLOW
6ES150E-60-WT	ECLIPSE 1 ½" x 60' W/ EVA CUFFS - WHITE
6ES150E-60-YW	ECLIPSE 1 ½" x 60' W/ EVA CUFFS - YELLOW
6ES150E-70-WT	ECLIPSE 1 ½" x 70' W/ EVA CUFFS - WHITE
6ES150E-70-YW	ECLIPSE 1 ½" x 70' W/ EVA CUFFS - YELLOW
6ES150E-75-WT	ECLIPSE 1 ½" x 75' W/ EVA CUFFS - WHITE
6ES150E-75-YW	ECLIPSE 1 ½" x 75' W/ EVA CUFFS - YELLOW
6ES150E-80-WT	ECLIPSE 1 ½" x 80' W/ EVA CUFFS WHITE

Part Number	Description
6ES200E-50-YW	ECLIPSE 2" x 50' W/ EVA CUFFS - YELLOW
6ES200X-20-YW	ECLIPSE 2" x 20' W/ EVA CUFFS - YELLOW
6ES200X-3-YW	ECLIPSE 2" x 3' PLAIN CUT - YELLOW
6ES300PW-3-YW	ECLIPSE 3" x 3' W/ EVA CUFFS - YELLOW
6ES300X-3-YW	ECLIPSE 3" x 3' PLAIN CUT - YELLOW
6ES300X-50-YW	ECLIPSE 3" x 50' PLAIN CUT - YELLOW
6ES400X-20-YW	ECLIPSE 4" x 20' PLAIN CUT - YELLOW
6ES400X-30-YW	ECLIPSE 4" x 30' PLAIN CUT - YELLOW
6ES400X-50-YW	ECLIPSE 4" x 50' PLAIN CUT - YELLOW




Petite-Flex Premier Hose



This line of flexible hose is extremely popular with inventors and engineers in the creative product field. Because the achievement of very tight bend radius in crowded or small areas, this line of hose satisfy the need when other hoses collapse, kink or just don't get around the corners.

Available sizes: $\frac{1}{2}$ " , $\frac{5}{8}$ " , $\frac{3}{4}$ " and 1" Nominal Inside Diameter.

Cuffs are available only with the purchase of hoses.



Mark II

INSULATION BLOWING Hose



This two piece construction spirally wound Insulation Blowing hose is designed to maximize equipment efficiency and provide the special characteristic of an easy to handle hose.

Mark II is manufactured from premium grade copolymers material, crush proof and abrasion resistant.

The translucent walls offer a good solution for material visibility and continuous flow check.

Mark II is available in a variety of sizes:
2", 2 ½", 3" and 4" Inside Diameter

Part Number	Description
9IB200X-50-CL	MARK II INSULATION BLOWING HOSE 2" x 50' PLAIN CUT - CLEAR
9IB250X-50-CL	MARK II INSULATION BLOWING HOSE 2 ½" x 50' PLAIN CUT - CLEAR
9IB300X-50-CL	MARK II INSULATION BLOWING HOSE 3" x 50' PLAIN CUT - CLEAR
9IB400X-50-CL	MARK II INSULATION BLOWING HOSE 4" x 50' PLAIN CUT - CLEAR

Hose Accessories



VINYL CUFFS

PART #	DESCRIPTION
0625V-GY	5/8" Regular Vinyl Cuff- Gray
075V-GY	3/4" Regular Vinyl Cuff - Gray
100V-GY	1" Regular Viny Cuffs - Gray
125V-GY	1 1/4" Regular Vinyl Cuff- Gray
150V-GY	1 1/2" Vinyl Screw On Cuffs - Gray
200V-GY	2" Regular Vinyl Cuff - Gray



VINYL CONNECTOR

PART #	DESCRIPTION
125-100VC-GY	1 1/4" to 1" Vinyl Double Threaded Connector - Gray
125-125VC-GY	1 1/4" Vinyl Double Threaded Connector - Gray
150-150VC-GY	1 1/2" Vinyl Double Threaded Connector - Gray
200-150VC-GY	2" to 1 1/2" Vinyl Double Threaded Connector - Gray
200-200VC-GY	2" Vinyl Double Threaded Connector - Gray



VINYL REDUCER CUFFS

PART #	DESCRIPTION
150-125VR-GY	1 1/2" Vinyl Screw Cuff Reduced to Accommodate 1 1/4" O.D. Wand Connection-Gray
200-150VR-GY	2" Vinyl Screw Cuff Reduced to Accommodate 1 1/2" Wand Connction - Gray



VINYL ENLARGER

PART #	DESCRIPTION
125-150VI-GY	1 1/4" Vinyl Screw Cuff enlarged to Accommodate 1 1/2" O.D. Wand Connection-Gray
150-200VI-GY	1 1/2" Vinyl Screw Cuff enlarged to Accommodate 2" O.D. Wand Connection-Gray



SWIVEL CUFFS

PART #	DESCRIPTION
125SW-GY	1 1/4" Swivel Cuff - Gray
150SW-GY	1 1/2" Swivel Cuff- Gray
200SW-GY	2" Swivel Cuff - Gray



SWIVEL REDUCER CUFFS

PART #	DESCRIPTION
200SWR-GY	2" Swivel Reducer Cuff - Gray



Ordering Information:

**For pricing information please call:
(760) 643-1756**

Please fax or e-mail all your orders to:
(760) 643-1757

maryanne@amflex.com / anamaria@amflex.com

To better serve you and to guarantee your order shipping out the same day,
please fax or e-mail before 12:00 pm.

* * * PLEASE NOTE * * *

There is a \$25 minimum purchase